


# Mental Health & Brain Performance

ASX: TTB



# Total Brain: TTB

## Clinically-validated

Total Brain (ASX: TTB) is a mental health SaaS company based on 20+ years of scientific research and the **world's largest standardized brain database** (200 peer-reviewed publications and 26 clinical trials)

**1M**

~1 million  
global users

**7**

We screen for 7 common  
mental health conditions

**12**

We assess  
12 brain  
capacities

**40+**

Personalized, proprietary self-  
care tools in customized  
program for each user

## Top Employers & Healthcare Clients



Nationwide



## Top Collaborators



The Association of Chief Human Resource Officers



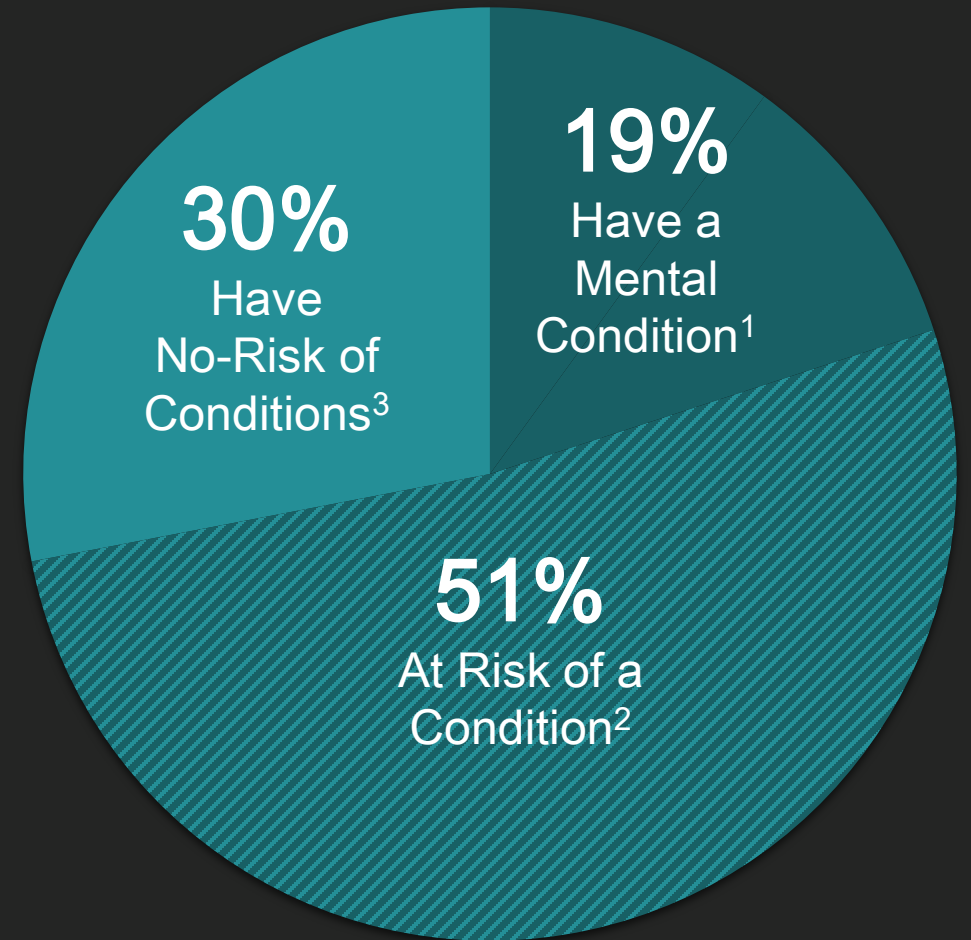
# Problem

## 70%

of the population has some degree of mental health impairment...<sup>4</sup> Most of us live sub-optimally

## \$6 Trillion

Estimated global cost by 2030 (2010: \$2.5 trillion)<sup>5</sup>



1. 19% of adults have a mental condition (Source: Mental Health America <https://www.mhanational.org/issues/mental-health-america-prevalence-data>); 2. 51% of adults are currently at risk of a condition (Source: NIMH <https://www.nimh.nih.gov/health/statistics/mental-illness.shtml>); 3. 30% of adults have no risk of mental conditions (Source: Internal Book of Business data March - August 2020 for users completing an assessment but NOT screening for a mental condition.); 4. 70% of adults either have, or are at risk of, a mental condition (Source: Internal Book of Business data March - August 2020 for users completing an assessment and screening for 1 or more mental conditions.); 5. World Economic Forum and Harvard School of Public Health study.



# Drivers

- 1 Since we **know nothing** about our mental health, we generally don't consult when a mental condition affects us. As a result, **50% of all conditions go undiagnosed**<sup>6</sup>
- 2 The other **50% of conditions get diagnosed** after an average of **11 years**.<sup>7</sup> By that time, they have created immeasurable suffering and are much **harder to care for**
- 3 As for mental health care, it is **discontinuous**, disempowering and **focused on illness**, not health

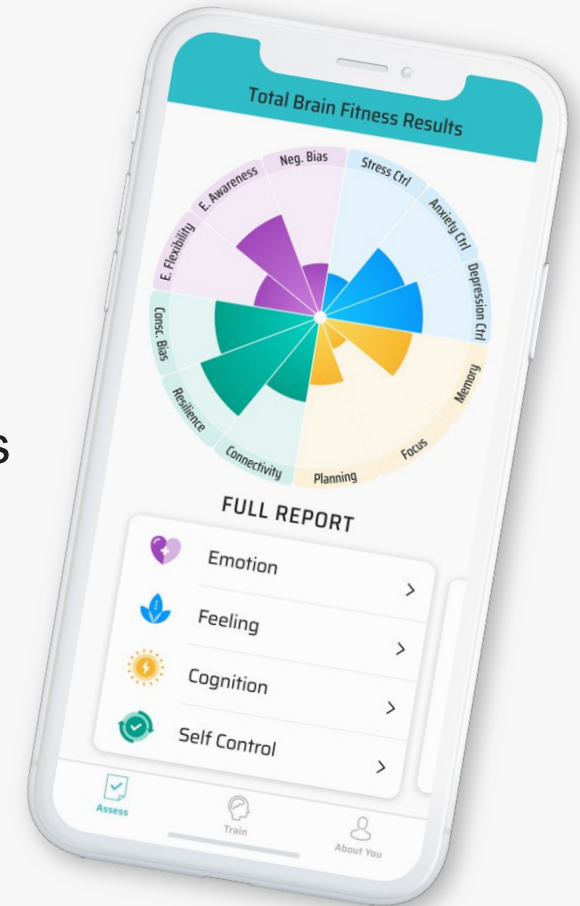
Beyond individuals, governments, health systems and employers bear most of the economic costs of the above problem. As such, they constitute the buyers of our solution



# Solution

Total Brain helps group members, patients and employees:

- 1 Self-monitor** their brain capacities (health) and mental conditions (risks) – **mental health education/screening**
- 2 Validate** their risk and **get auto-referred** – **diagnostic and treatment acceleration**
- 3 Self-care** for **in-the-moment** relief and for **long-term** capacity building – **continuous empowering care with health focus**



# Priority Markets

	B2B CORPORATE	B2C AFFINITY	CLINICAL (scaling)
TARGET MARKET SIZE	A\$290M (US\$210M) / annum <sup>1</sup>	A\$700M (US\$500M) / annum <sup>2</sup>	A\$720M (US\$520M) / annum <sup>3</sup>
SELECT CLIENTS			
BUSINESS MODEL	<ul style="list-style-type: none"> <li>FTE per month licensing model</li> </ul>	<ul style="list-style-type: none"> <li>Tiered user-based / annual licensing model</li> </ul>	<ul style="list-style-type: none"> <li>Per patient per month licensing model (insurance reimbursable)</li> </ul>
TOTAL BRAIN VALUE ADD	<ul style="list-style-type: none"> <li>Scalable digital solution for employees across the mental health continuum</li> <li>Population health analytics including newly created benchmark: <i>Mental Health Index – US Workers Edition</i></li> </ul>	<ul style="list-style-type: none"> <li>Better individual and system-wide health outcomes</li> <li>Configurable product enabling different use cases (i.e. veterans and retirees)</li> <li>Seamless technology integrations</li> </ul>	<ul style="list-style-type: none"> <li>HIPAA compliant data-driven measurement of patient mental health before/during/after treatment</li> <li>Empowers patients and enables rehabilitation</li> <li>Enhances patient on-boarding and supports plan of care</li> </ul>

1. 2,875 largest US corporates (avg. 27,000 FTEs) X Annual Contract Value (at a volume discount to rate-card pricing) \* 25% initial rollout; 2. 45M addressable members of B2C Affinity groups based on currently signed or identified opportunities only, monetized at rate-card pricing \* volume discount; 3. 23M patients / annum receiving treatment in the U.S. \* rate card price per patient per month \* initial Lifetime Value assumption \* 25% initial penetration



# Mental Health Index

U.S. Worker Edition

## Methodology:

- Bi-weekly randomized selection of 500 assessments from all TTB employer customers with statistical control for cohort effect

## Highlights:

Risk of mental conditions :

- Almost double from Feb to May
- Disproportionately affected women and millennials
- Stabilized with the arrival of summer down to levels that are still 50—60% higher than pre-covid
- But new patterns have emerged from August-October...

In partnership with:



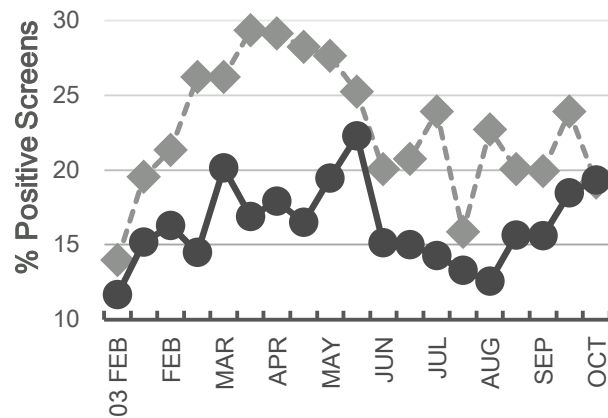
# Mental Health Index

U.S. Worker Edition



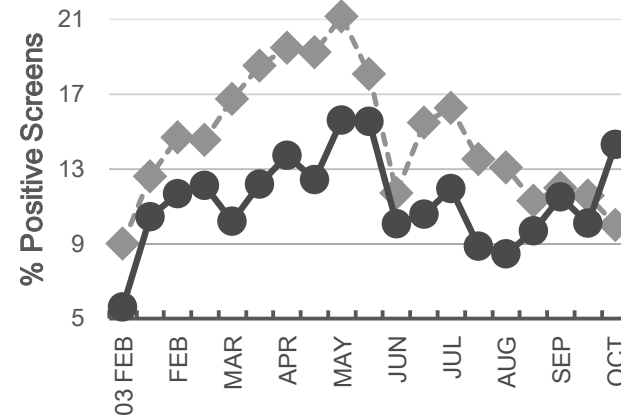
## Females vs. Males from August to October 2020

### General Anxiety Disorder



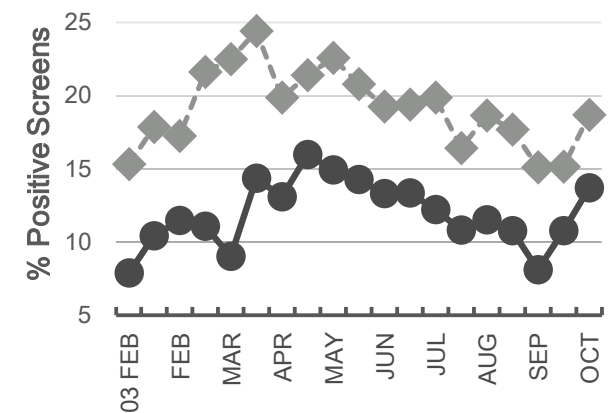
*-16% decrease vs. 55% increase*

### Depressive Disorder



*-24% decrease vs. 69% increase*

### PTSD



*24% increase vs. 68% increase*